

Configuration Examples



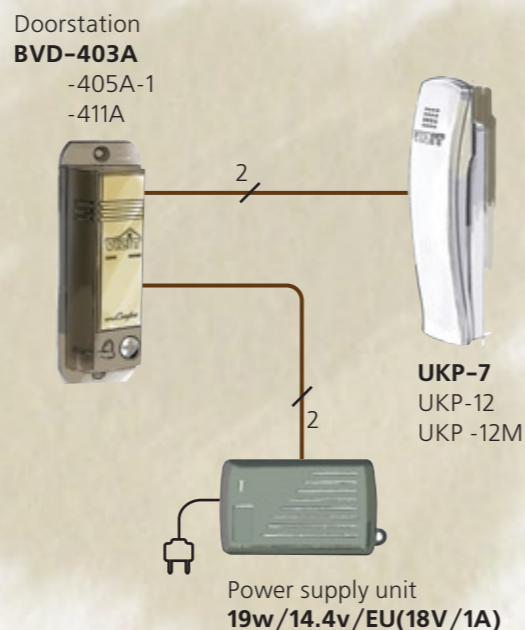
General Features

- Contents:
 - Doorstation (BVD):
 - BVD-403A, -405A-1, -411A for 1 subscriber
 - BVD-405A-2 for 2 subscribers
 - BVD-405A-4 for 4 subscribers
 - Apartment Handsets (UKP):
 - UKP-7 – Economy Class
 - UKP-12, UKP-12M, UKP-12-1 - Standard Class
 - Power Supply Unit BPD18/12-1-1, or RF Controller VIZIT-KTM602R
 - Electromechanical lock (EL) - 12VDC / 1.5A max*, or Electric strike - 12VDC / 0.6A max
 - * pulse duration 1 sec max
 - Electromagnetic lock (ML) may be used only with RF Controller VIZIT-KTM602R or similar.
 - Dimensions (W)x(H)x(D); mounting type:
 - BVD-403A: 50x150x38; surface mounting, skew base
 - BVD-405A-x: 59x160x42; surface mounting, skew base
 - BVD-411A: 70x140x35; flush mounting
 - BPD-18/12-1-1: 165x90x60; DIN-rail
 - UKP-7: 40x175x35
 - UKP-12x: 54x200x40
 - Operating temperature:
 - Doorstations BVD: -40°C to +50°C
 - Apartment Handsets UKP: +5°C to +45°C
 - Power Supply Unit BPD: +1°C to +40°C
 - Mains voltage at 50Hz: 230 ± 23 VAC
 - Power consumption, no more than:
 - with electromechanical lock: 5W
 - with electromagnetic lock: 17W

Requirements to connecting wires

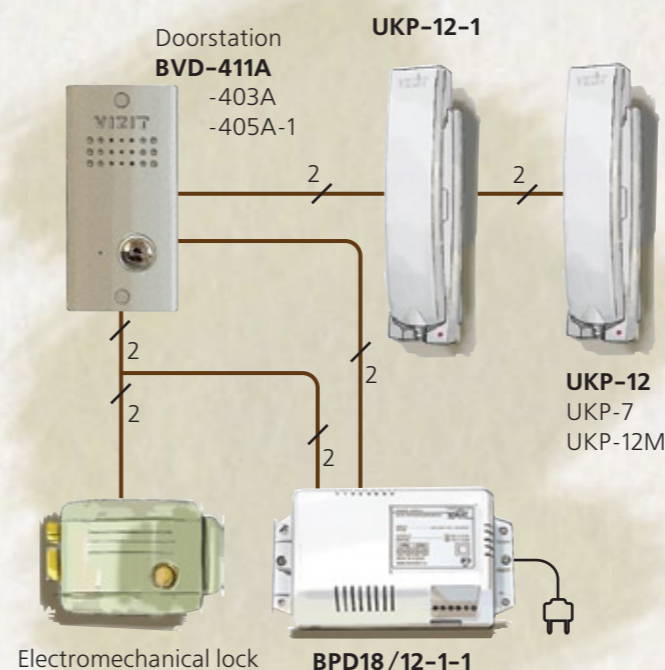
Circuit		Max. length, m		
BVD - UKP		25	50	100
BVD - BPD (KTM)		25	50	100
BPD - Electromechanical lock		-	25	50
Wire	Cross-section, mm ²	0.2	0.4	0.8
	Diameter, mm	0.5	0.7	1.0

Without lock

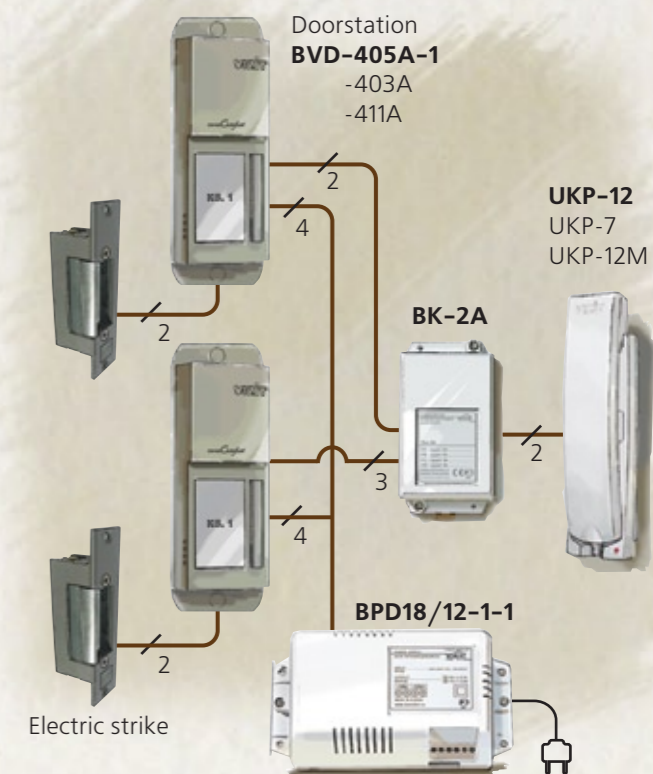


One-subscriber configuration

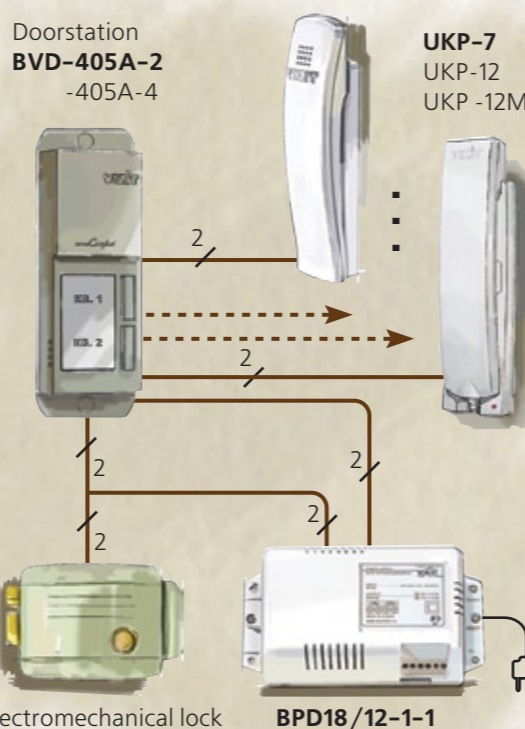
With two apartment handsets



For two entrances

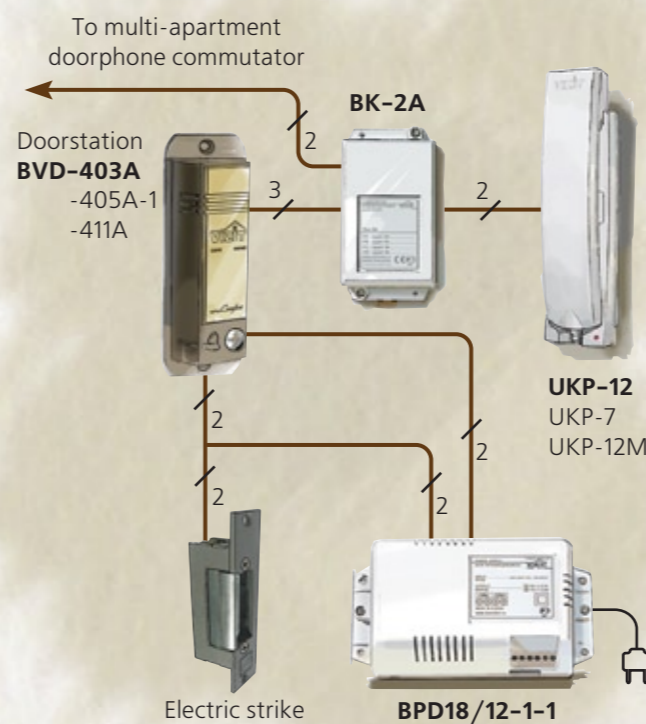


Two (four)-subscriber configuration

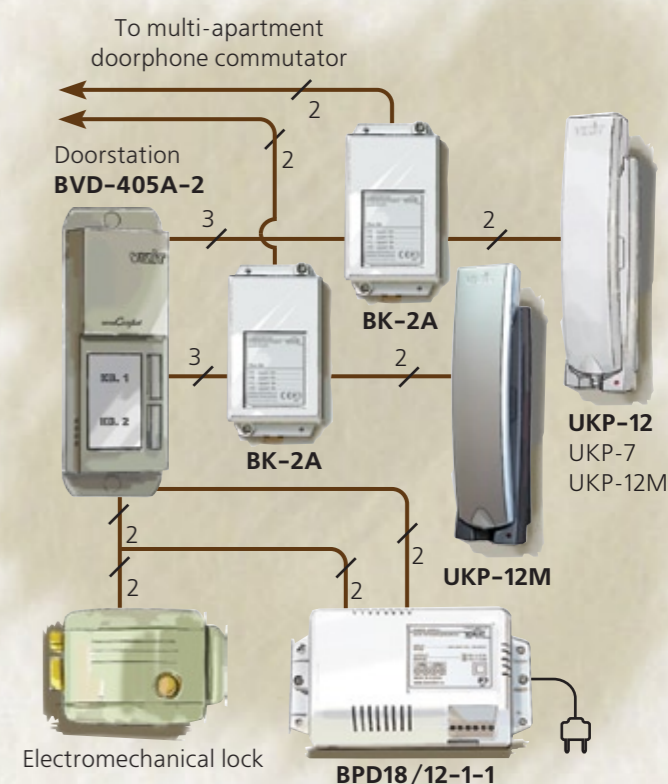


System within multi-apartment doorphone

One subscriber



Two subscribers



For more doorphone configuration examples, see "RF Controller VIZIT-KTM600R for RFID keys" (VIZIT-KTM602R)