

Configuration Examples

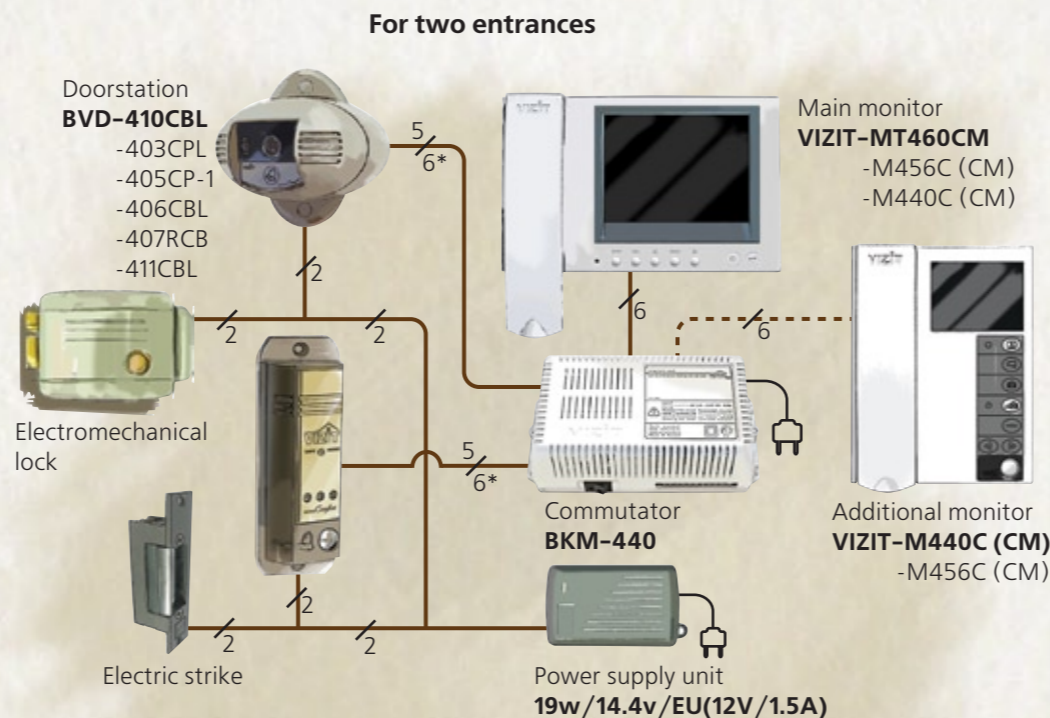
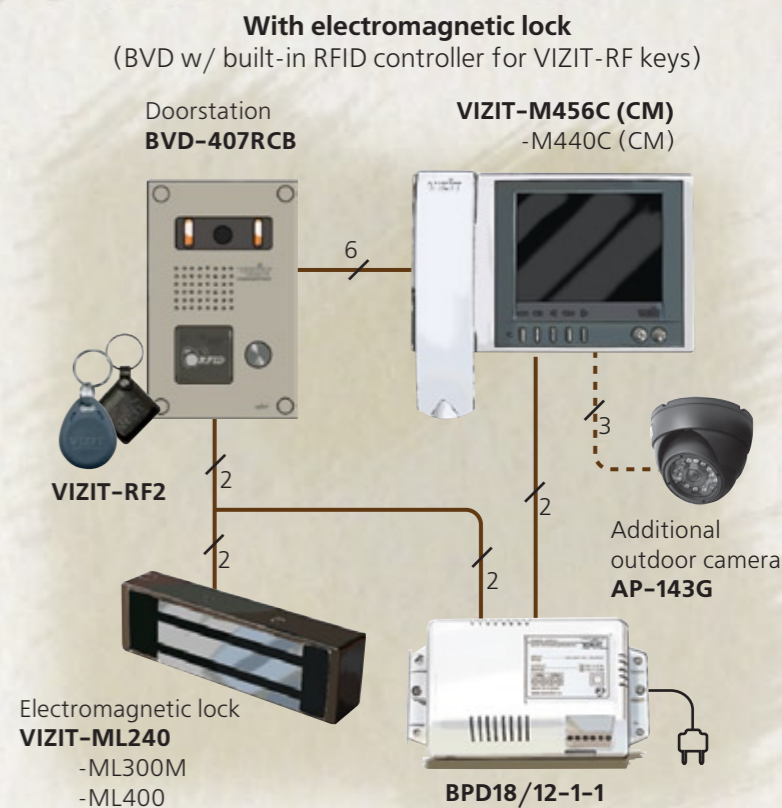



General Features

- Contents:
 - Doorstation (BVD): **BVD-403CPL, BVD-405CP-x, BVD-406CB, BVD-407RCB, BVD-410CBL, BVD-411CBL**
 - Colour video monitors: **VIZIT-M440C (CM) -3,5"; VIZIT-M456C(CM) -5,6"; BKM-440 + VIZIT-MT460CM -5,6"**
 - Additional outdoor camera **AP-143G, BVD-403CPO**
 - Power supply unit **BPD18/12-1-1, or 19w/14.4v/EU(18V/1A)**
 - Electric strike - **12VDC/0.6A** max or
 - Electromagnetic lock VIZIT (ML) - **12VDC/0.6A** max or
 - Electromechanical lock (EL) - **12VDC/1.5A** max**
- ** - pulse duration 1 sec max.
- Electromagnetic lock (ML) may be used only with BVD-407RCB, which has a built-in RF Controller for VIZIT-RF keys
- Dimensions (W)x(H)x(D); mounting type:
 - BVD-403CPL: 50x150x38; surface mounting, skew base
 - BVD-405CP-x: 59x160x42; surface mounting, skew base
 - BVD-406CB: 95x150x37; flush mounting
 - BVD-407RCB: 95x150x37; flush mounting
 - BVD-410CBL: 108x105x65; surface mounting, skew base
 - BVD-411CBL: 70x140x35; flush mounting
 - BPD-18/12-1-1: 165x90x60; DIN-rail
- Operating temperature:
 - doorstations BVD: **-30°C to +50°C**
 - video Monitors: **+5°C to +45°C**
 - power Supply Unit BPD: **+1°C to +40°C**
- Mains voltage at 50Hz: **230 ± 23 VAC**
- BVD power consumption, no more than:
 - with electromechanical lock: **7W**
 - with electromagnetic lock: **19W**
- Monitor power consumption, no more than: **5W**
- BPD and BKM units are recommended to be installed inside
- Mounting Box **VIZIT-MB1P**.
When installed outdoors, doorstations are recommended to be protected by Mounting kits **MK-403, -406, -411**

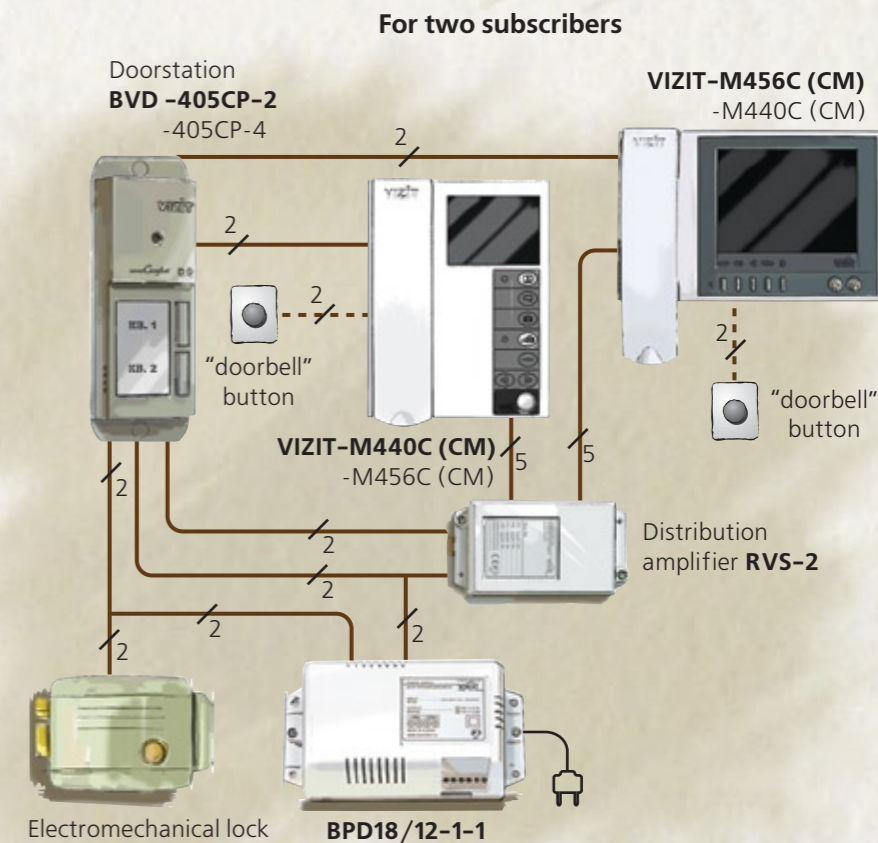
Requirements to connecting wires

Circuit		Max. length, m		
BVD - Monitor		25	50	100
BKM - Monitor		-	-	-
BPD - BVD		25	50	100
BPD - Lock		-	25	50
Wire	Cross-section, mm ²	0,2	0,4	0,8
	Diameter, mm	0,5	0,7	1,0



Doorstation built-in camera parameters:

Image sensor: Sony 1/3" SUPER HAD CCD
 Colour system: PAL / CCIR
 Resolution: 380 TVL
 Lens / angle of view, diagonal: Pinhole f=3.7/90°; Board f=2,97/120°
 Day / night feature
 Minimal illumination: 0 Lux (LED on)
 IR LED: BVD-403CPL, -405CP-x, -411CBL
 White LED: BVD-406CB, -407RCB, -410CBL

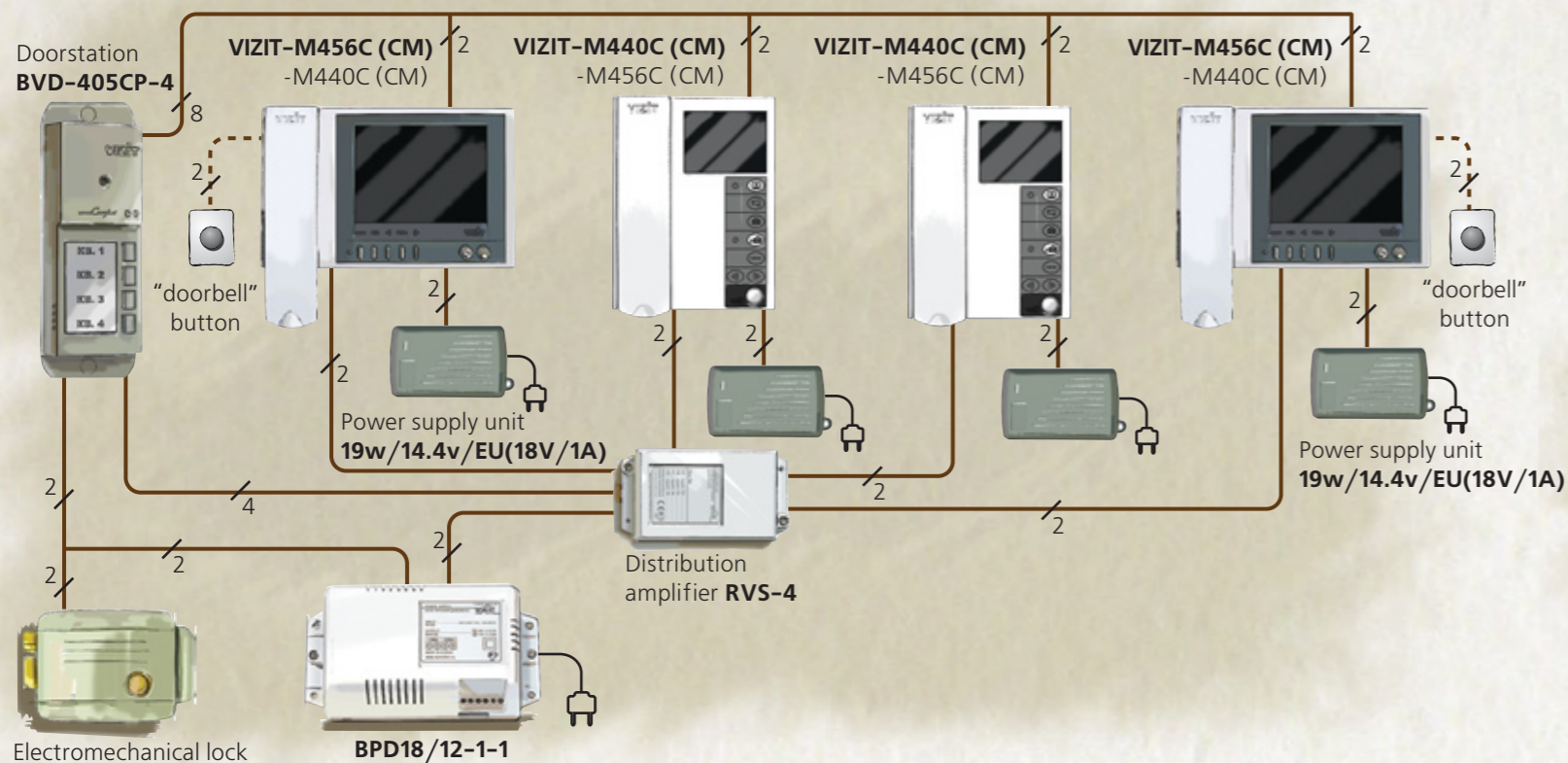


* Number of wires for BVD-406CB, BVD-407RCB
 For more video doorphone configuration examples, see "RF Controller VIZIT-KTM600R for RFID keys" (VIZIT-KTM602R)

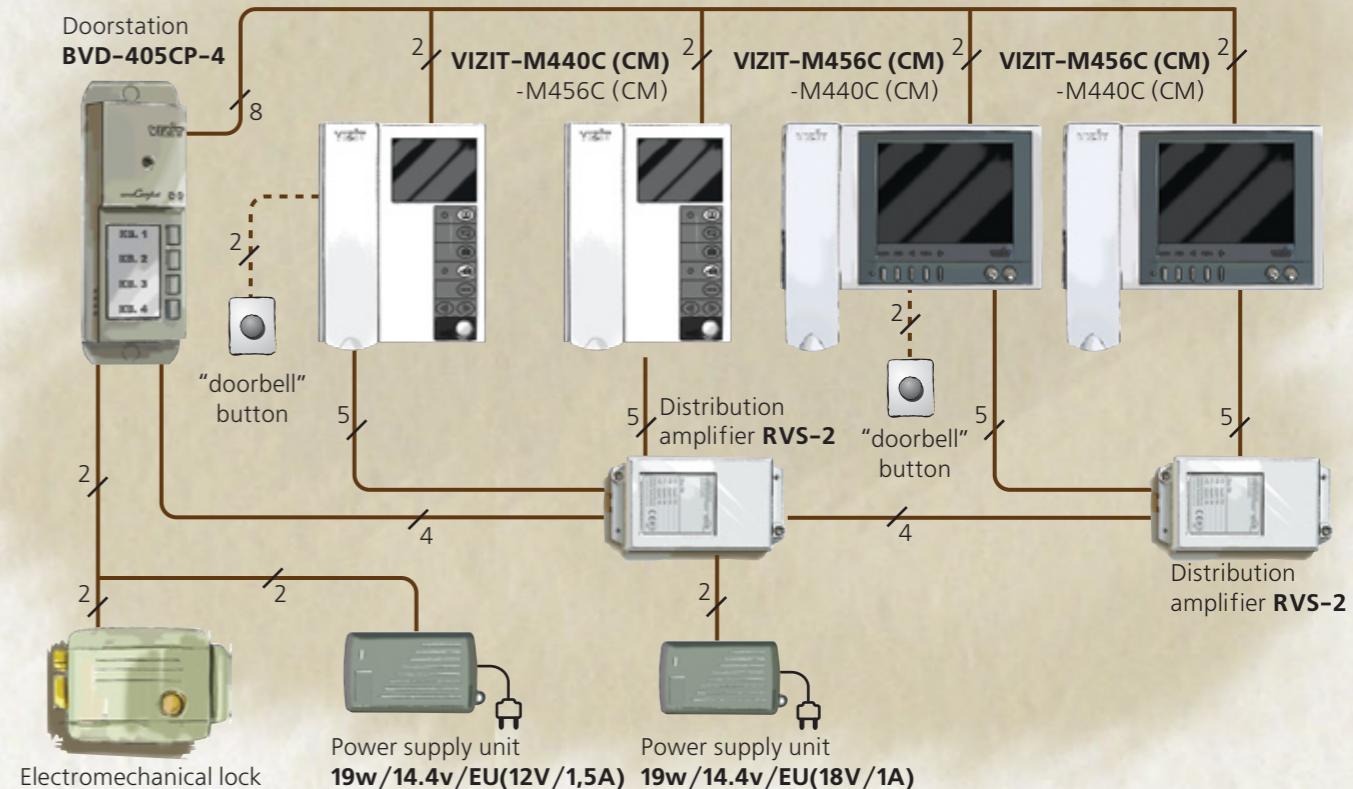
Configuration Examples

For four subscribers

Monitors powered from individual power supply units

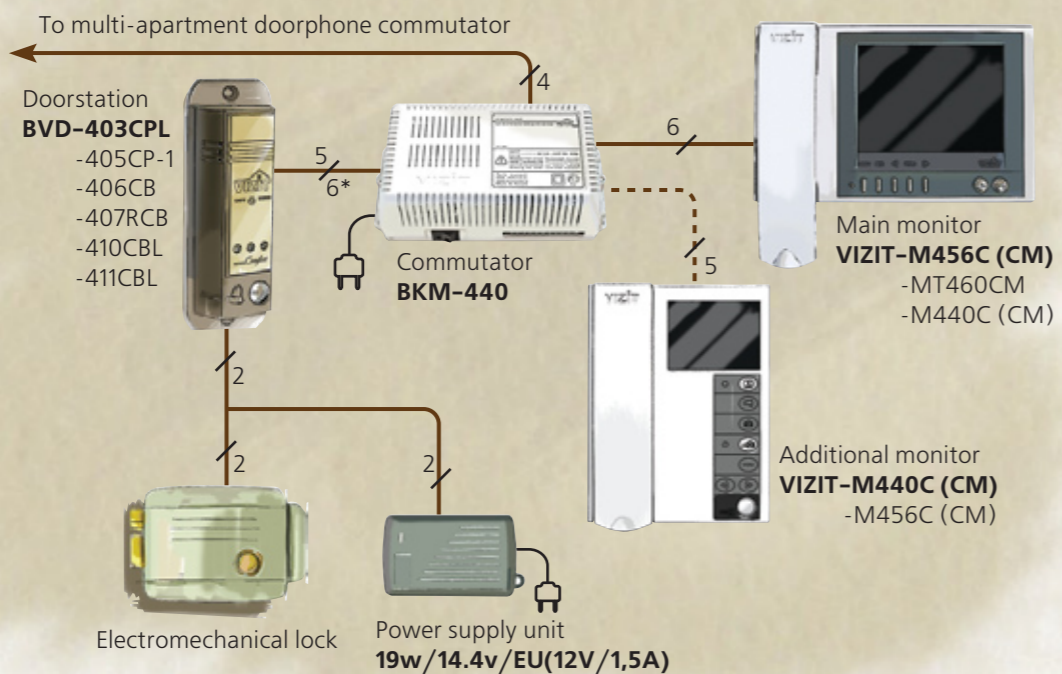


Monitors powered from group power supply unit

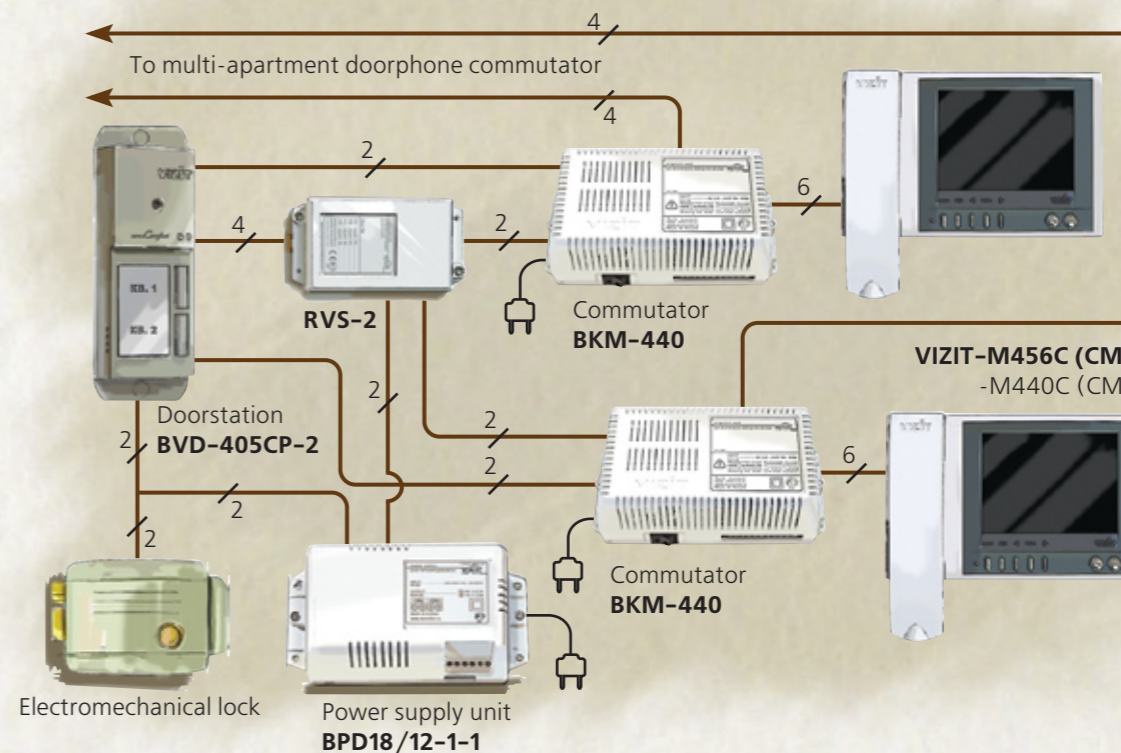


System within multi-apartment video doorphone VIZIT

One subscriber



For two subscribers



* Number of wires for BVD-406CB, BVD-407RCB

For more video doorphone configuration examples, see "RF Controller VIZIT-KTM600R for RFID keys" (VIZIT-KTM602R)